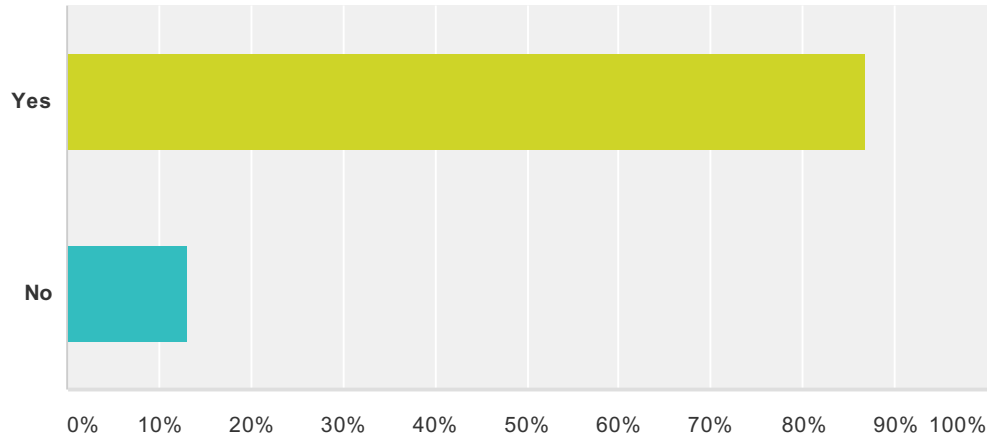


Q1 Shall the Fremont Education Association ratify the proposed CBA for the years 2014-2017 with the Fremont Union High School District?

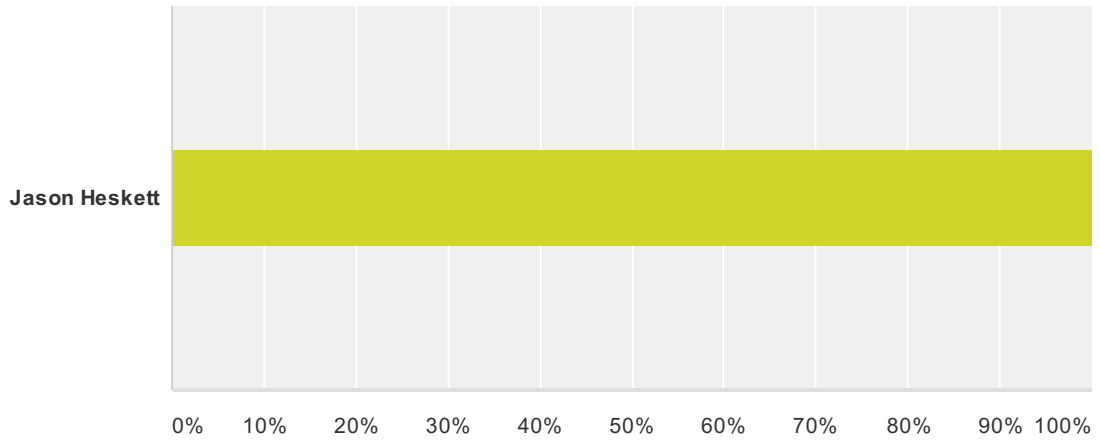
Answered: 340 Skipped: 0



| Answer Choices | Responses | |
|----------------|-----------|------------|
| Yes | 86.76% | 295 |
| No | 13.24% | 45 |
| Total | | 340 |

Q2 President

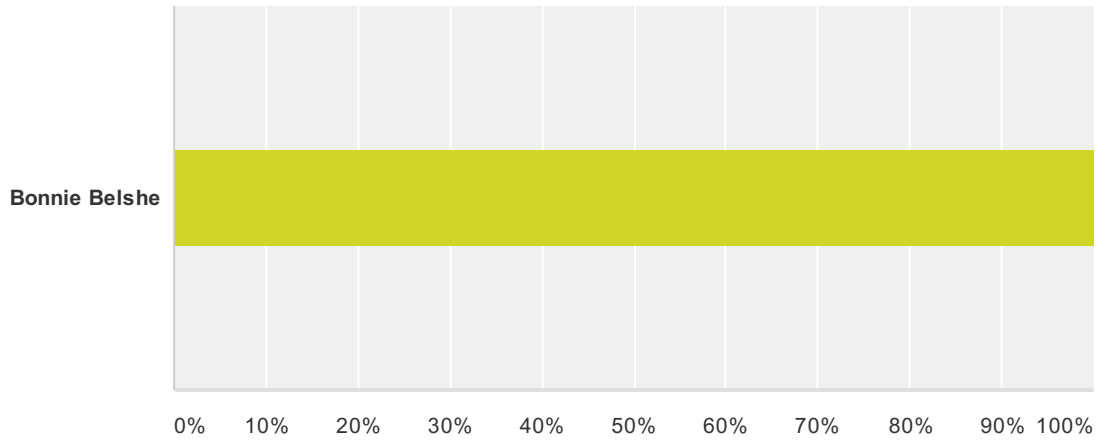
Answered: 301 Skipped: 39



| Answer Choices | Responses |
|----------------|-------------|
| Jason Heskett | 100.00% 301 |
| Total | 301 |

Q3 Vice-President

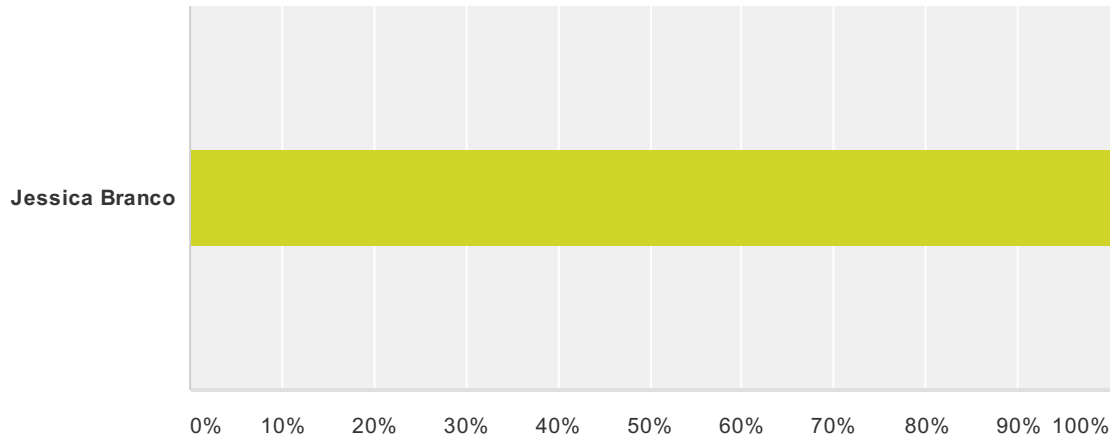
Answered: 299 Skipped: 41



| Answer Choices | Responses |
|----------------|-------------|
| Bonnie Belshe | 100.00% 299 |
| Total | 299 |

Q4 Secretary

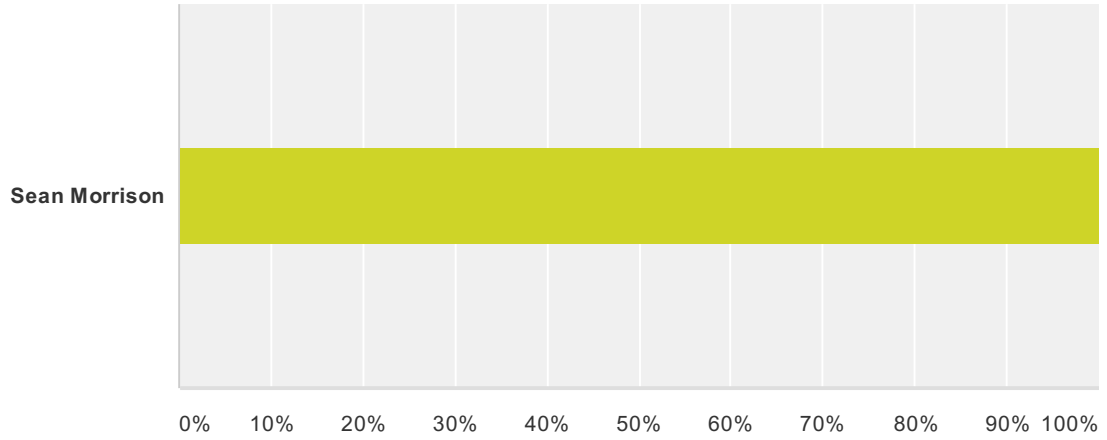
Answered: 308 Skipped: 32



| Answer Choices | Responses |
|----------------|-------------|
| Jessica Branco | 100.00% 308 |
| Total | 308 |

Q5 Treasurer

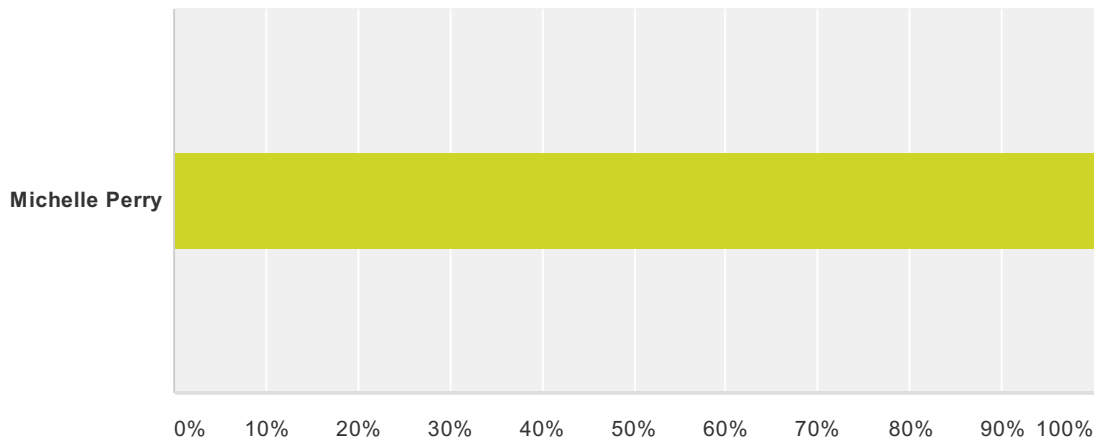
Answered: 297 Skipped: 43



| Answer Choices | Responses |
|----------------|-------------|
| Sean Morrison | 100.00% 297 |
| Total | 297 |

Q1 Select one candidate for CHS Site President:

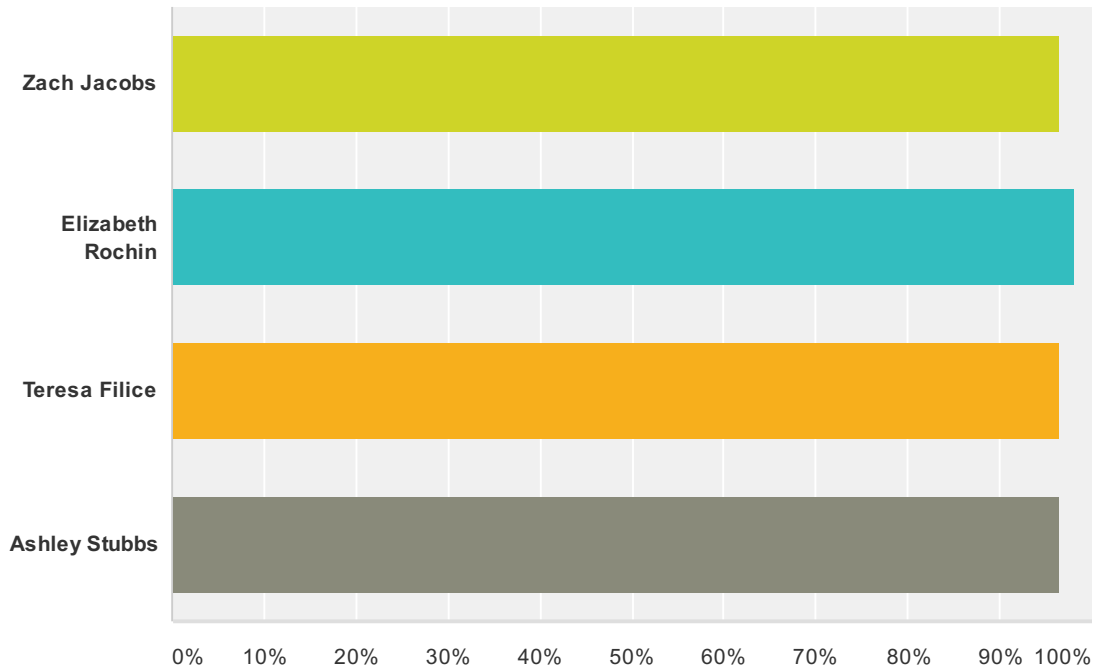
Answered: 56 Skipped: 0



| Answer Choices | Responses |
|----------------|------------|
| Michelle Perry | 100.00% 56 |
| Total | 56 |

Q2 Select up to FOUR candidates for FEA Representative from CHS:

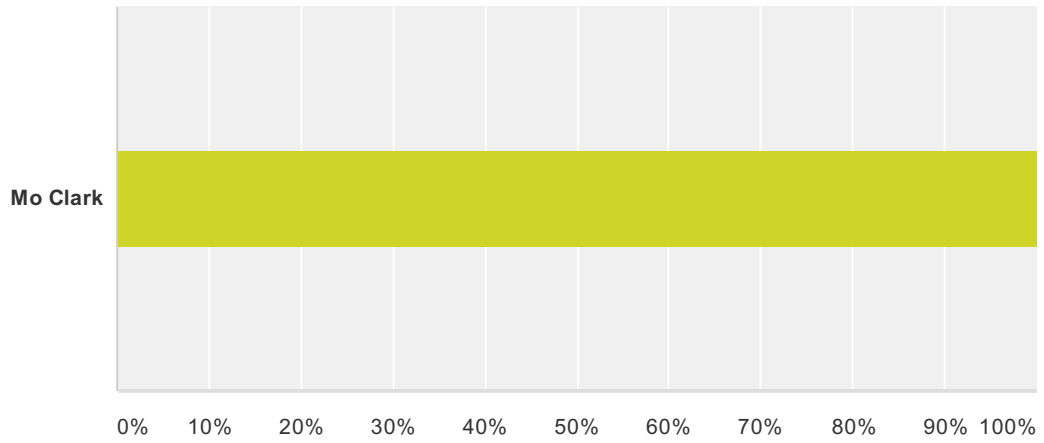
Answered: 56 Skipped: 0



| Answer Choices | Responses |
|------------------------------|-----------|
| Zach Jacobs | 96.43% 54 |
| Elizabeth Rochin | 98.21% 55 |
| Teresa Filice | 96.43% 54 |
| Ashley Stubbs | 96.43% 54 |
| Total Respondents: 56 | |

Q1 Select one candidate for FHS Site President:

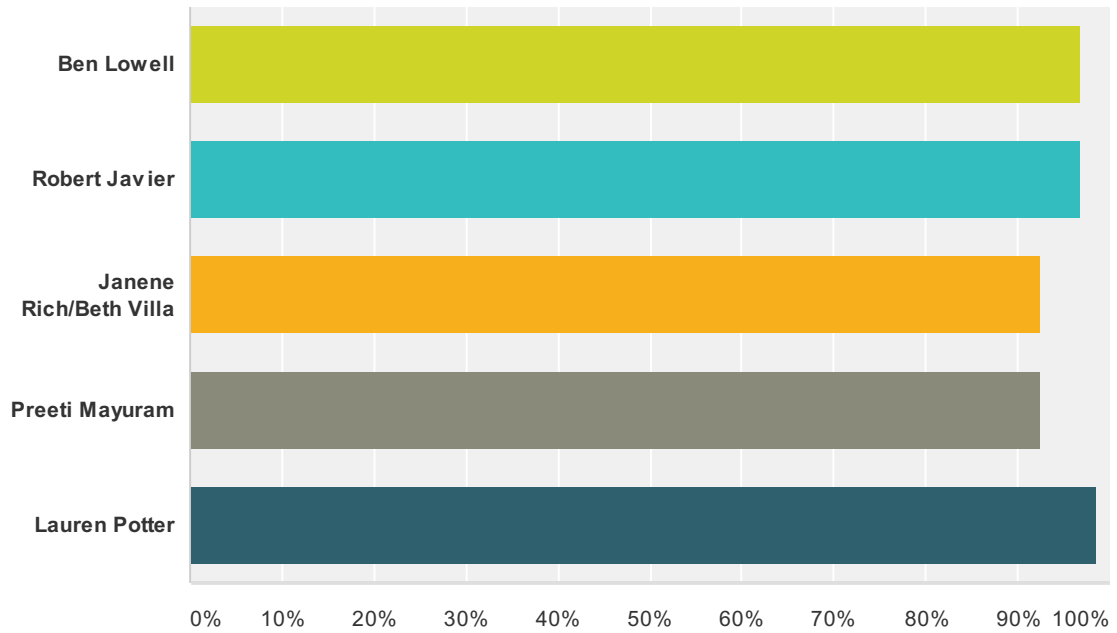
Answered: 64 Skipped: 2



| Answer Choices | Responses |
|----------------|------------|
| Mo Clark | 100.00% 64 |
| Total | 64 |

Q2 Select up to FIVE candidates for FEA Representative from FHS:

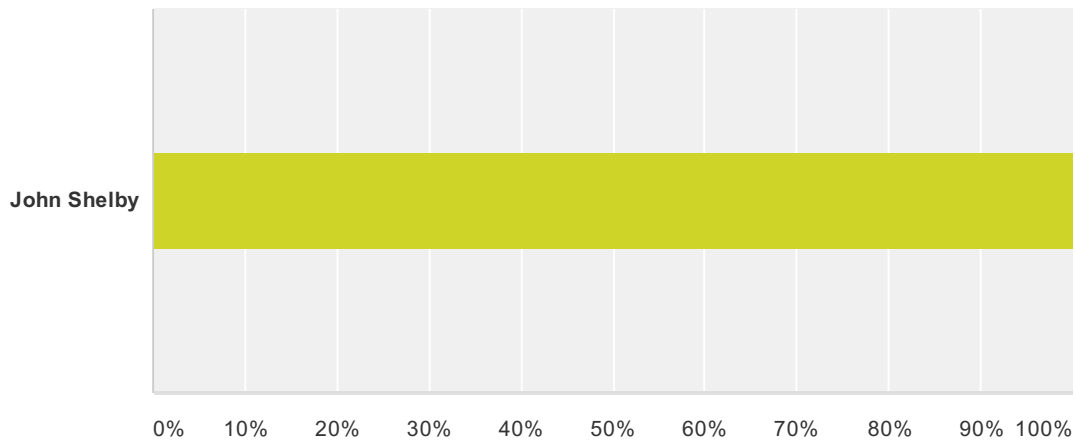
Answered: 66 Skipped: 0



| Answer Choices | Responses | Count |
|------------------------------|-----------|-------|
| Ben Lowell | 96.97% | 64 |
| Robert Javier | 96.97% | 64 |
| Janene Rich/Beth Villa | 92.42% | 61 |
| Preeti Mayuram | 92.42% | 61 |
| Lauren Potter | 98.48% | 65 |
| Total Respondents: 66 | | |

Q1 Select one candidate for HHS Site President:

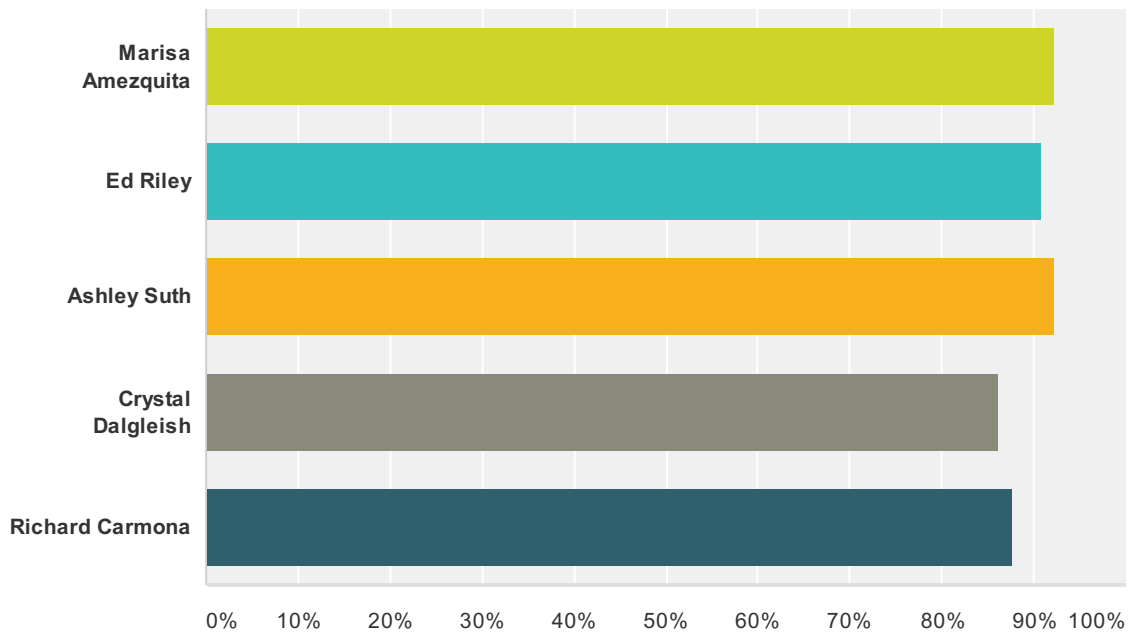
Answered: 64 Skipped: 1



| Answer Choices | Responses |
|----------------|------------|
| John Shelby | 100.00% 64 |
| Total | 64 |

Q2 Select up to FIVE candidates for FEA Representative from HHS:

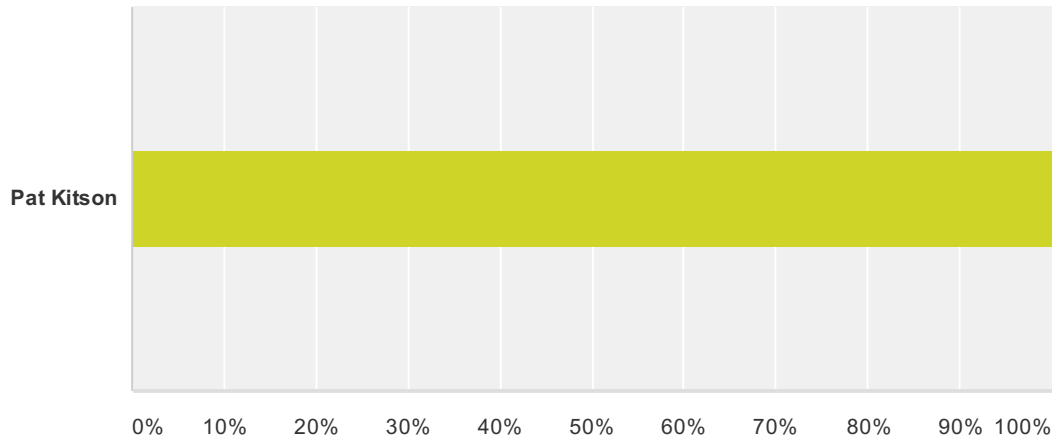
Answered: 65 Skipped: 0



| Answer Choices | Responses | Count |
|------------------------------|-----------|-------|
| Marisa Amezquita | 92.31% | 60 |
| Ed Riley | 90.77% | 59 |
| Ashley Suth | 92.31% | 60 |
| Crystal Dagleish | 86.15% | 56 |
| Richard Carmona | 87.69% | 57 |
| Total Respondents: 65 | | |

Q1 Select one candidate for LHS Site President:

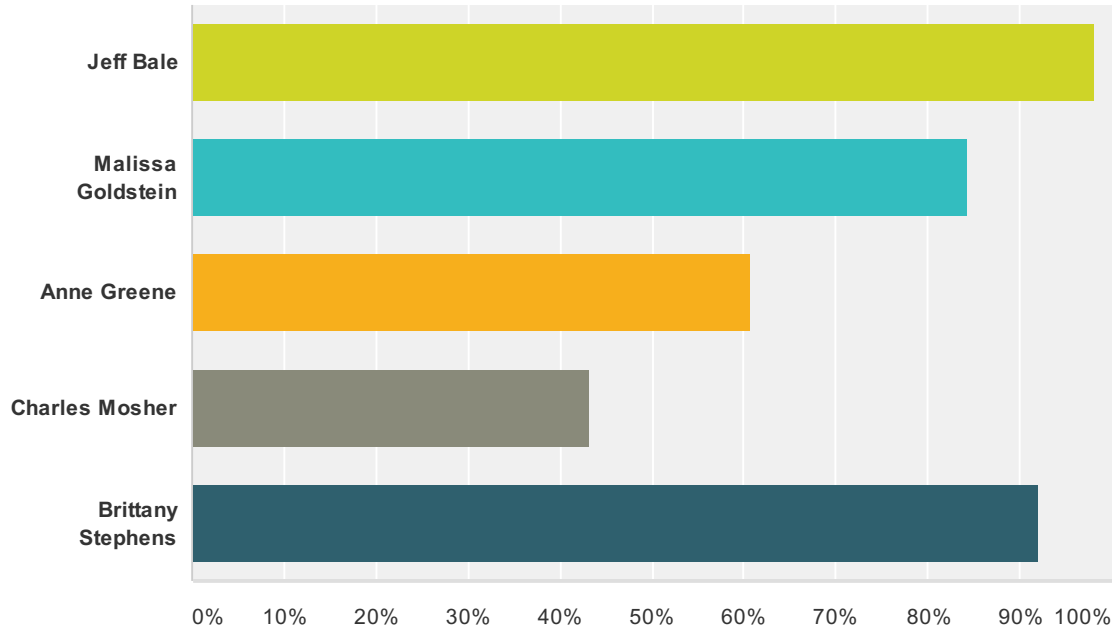
Answered: 50 Skipped: 1



| Answer Choices | Responses |
|----------------|------------|
| Pat Kitson | 100.00% 50 |
| Total | 50 |

Q2 Select up to FOUR candidates for FEA Representative from LHS:

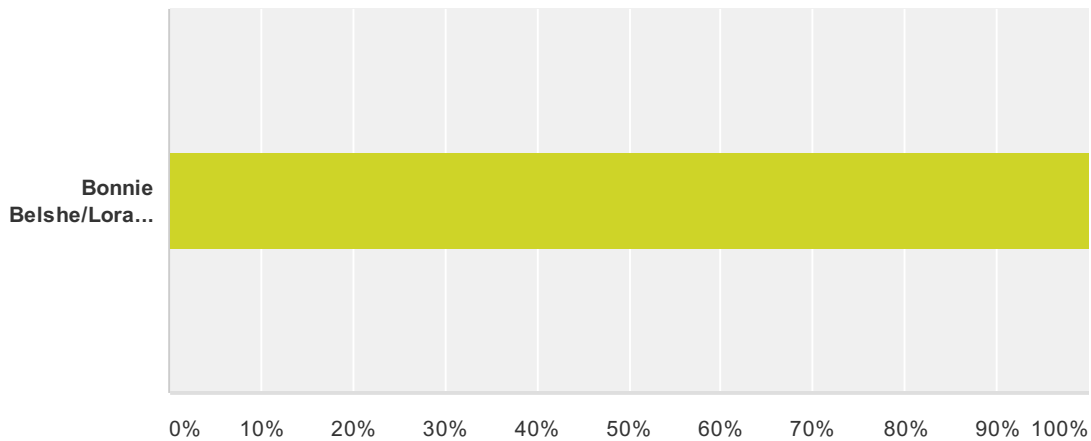
Answered: 51 Skipped: 0



| Answer Choices | Responses |
|------------------------------|-----------|
| Jeff Bale | 98.04% 50 |
| Malissa Goldstein | 84.31% 43 |
| Anne Greene | 60.78% 31 |
| Charles Mosher | 43.14% 22 |
| Brittany Stephens | 92.16% 47 |
| Total Respondents: 51 | |

Q1 Select one candidate for MVHS Site President:

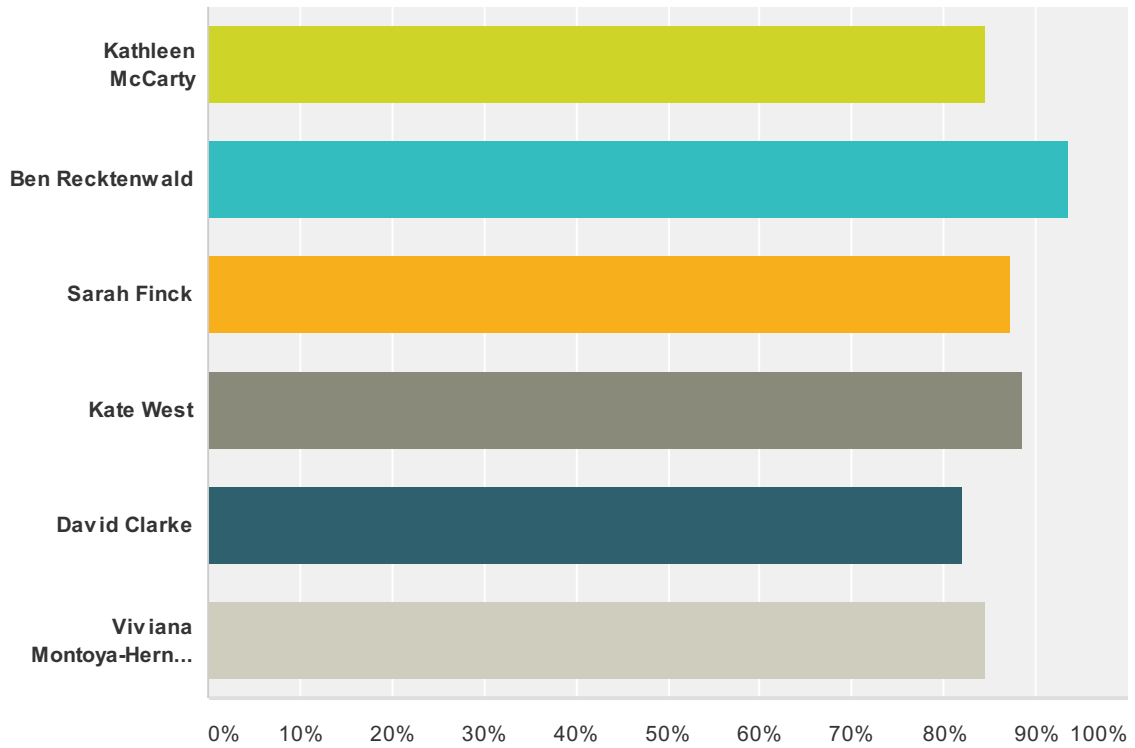
Answered: 74 Skipped: 4



| Answer Choices | Responses |
|--------------------------|------------|
| Bonnie Belshe/Lora Lemer | 100.00% 74 |
| Total | 74 |

Q2 Select up to SIX candidates for FEA Representative from MVHS:

Answered: 78 Skipped: 0



| Answer Choices | Responses |
|------------------------------|-----------|
| Kathleen McCarty | 84.62% 66 |
| Ben Recktenwald | 93.59% 73 |
| Sarah Finck | 87.18% 68 |
| Kate West | 88.46% 69 |
| David Clarke | 82.05% 64 |
| Viviana Montoya-Hernandez | 84.62% 66 |
| Total Respondents: 78 | |