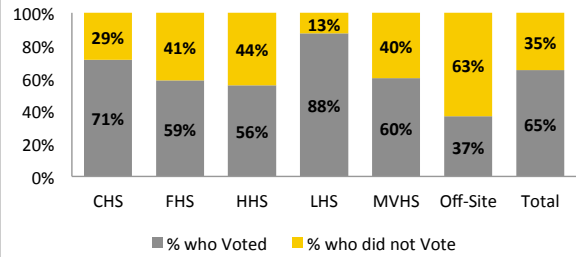


FEA Officers Election, May 2012 ** RESULTS CERTIFIED **

Turnout by site (number of members voting)

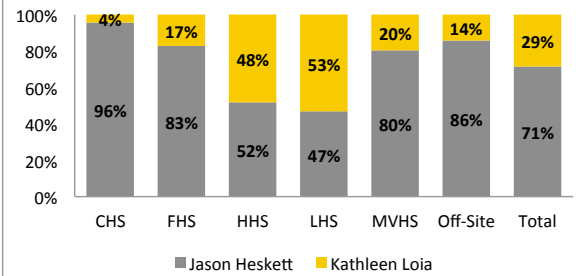
Response/Site		CHS	FHS	HHS	LHS	MVHS	Off-Site	Total
RAW & %	Eligible Members	98	99	104	88	110	19	518
	Voting Members	70	58	58	77	66	7	336
	% who Voted	71%	59%	56%	88%	60%	37%	65%
	% who did not Vote	29%	41%	44%	13%	40%	63%	35%



FEA President

Response/Site		CHS	FHS	HHS	LHS	MVHS	Off-Site	Total
RAW	Jason Heskett	67	48	30	36	53	6	240
	Kathleen Loia	3	10	28	41	13	1	96
	Total	70	58	58	77	66	7	336

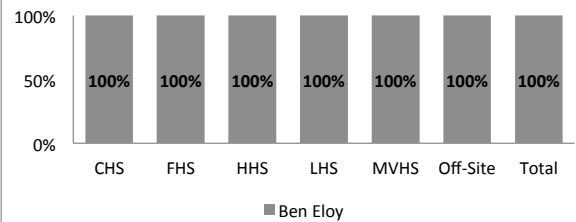
Response/Site		CHS	FHS	HHS	LHS	MVHS	Off-Site	Total
%	Jason Heskett	96%	83%	52%	47%	80%	86%	71%
	Kathleen Loia	4%	17%	48%	53%	20%	14%	29%



FEA Vice President

Response/Site		CHS	FHS	HHS	LHS	MVHS	Off-Site	Total
RAW	Ben Eloy	70	58	58	77	66	7	336
	Total	70	58	58	77	66	7	336

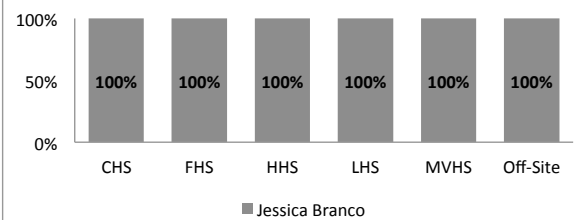
Response/Site		CHS	FHS	HHS	LHS	MVHS	Off-Site	Total
%	Ben Eloy	100%	100%	100%	100%	100%	100%	100%



FEA Secretary

Response/Site		CHS	FHS	HHS	LHS	MVHS	Off-Site	Total
RAW	Jessica Branco	70	58	58	77	66	7	336
	Total	70	58	58	77	66	7	336

Response/Site		CHS	FHS	HHS	LHS	MVHS	Off-Site	Total
%	Jessica Branco	100%	100%	100%	100%	100%	100%	100%



FEA Treasurer

Response/Site		CHS	FHS	HHS	LHS	MVHS	Off-Site	Total
RAW	Jon Fey	61	45	25	41	49	5	226
	Debbi Vanni	9	13	33	36	17	2	110
	Total	70	58	58	77	66	7	336

Response/Site		CHS	FHS	HHS	LHS	MVHS	Off-Site	Total
%	Jon Fey	87%	78%	43%	53%	74%	71%	67%
	Debbi Vanni	13%	22%	57%	47%	26%	29%	33%

